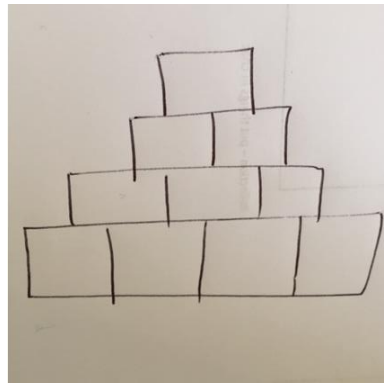
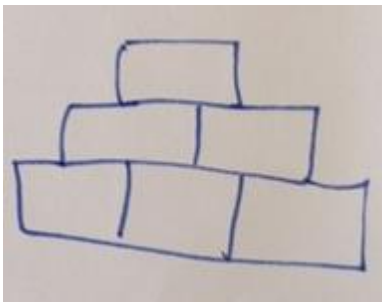


## Number Pyramids Revisited Y5/6

### Multiplicative and Additive Reasoning

#### You will need this for the week:

- Paper and pencil
- Printed sheet of pyramids or pyramids drawn on paper for each day

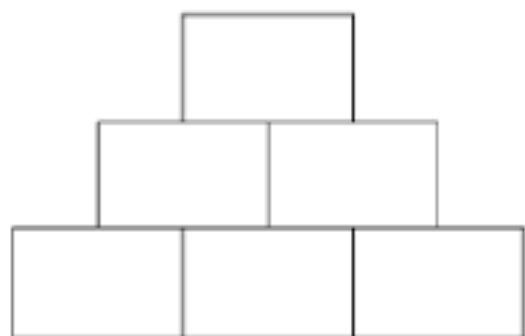
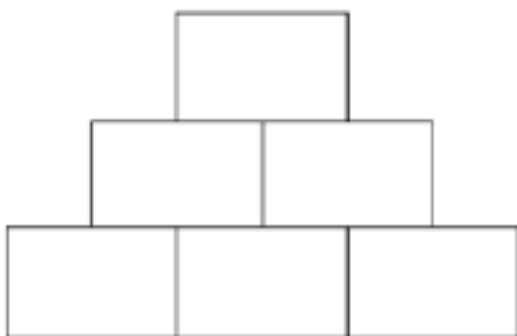
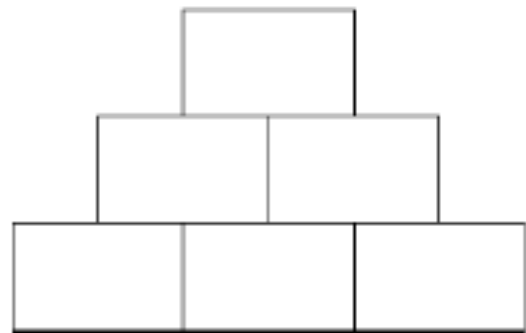
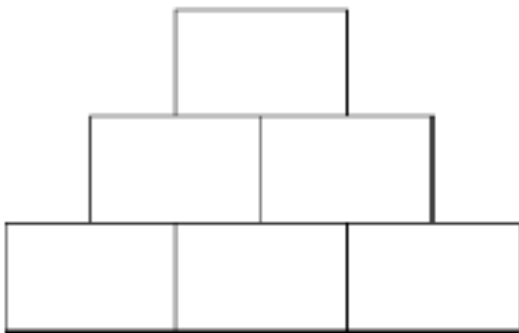
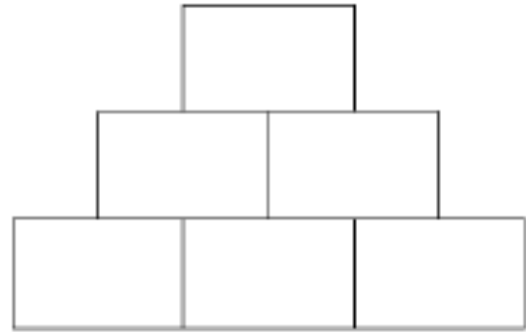
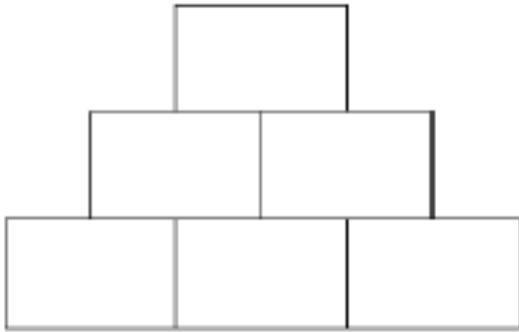
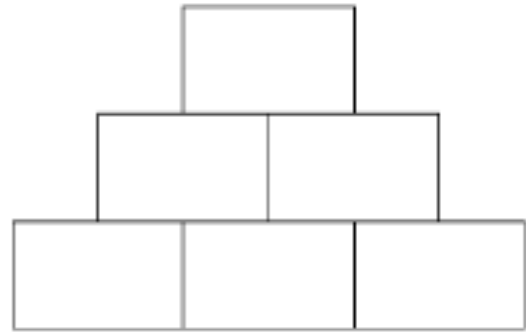
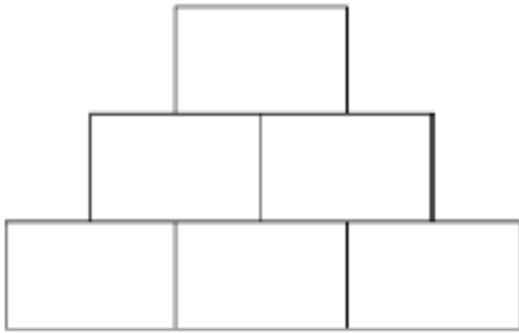


- Keep your pyramids as you work through the week

Email: [LDP-SchoolImprovementTeam@babcockinternational.com](mailto:LDP-SchoolImprovementTeam@babcockinternational.com)

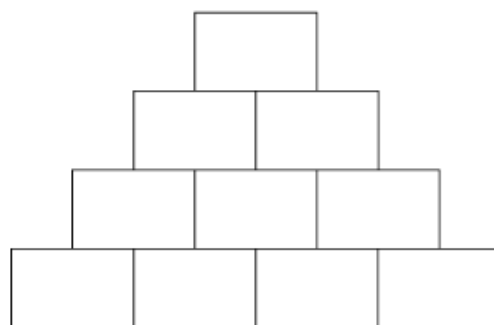
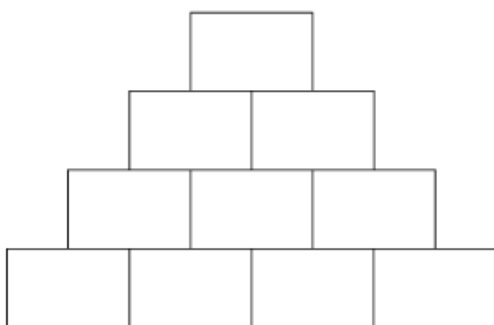
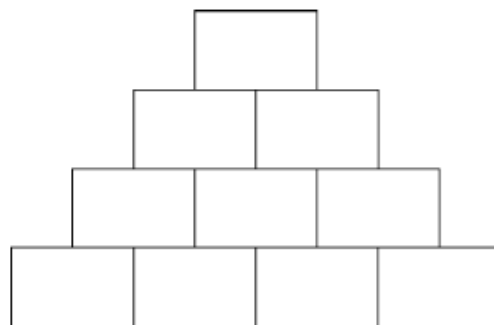
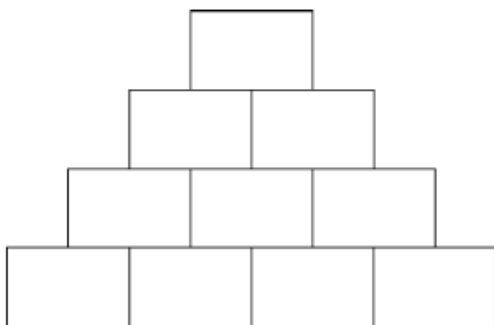
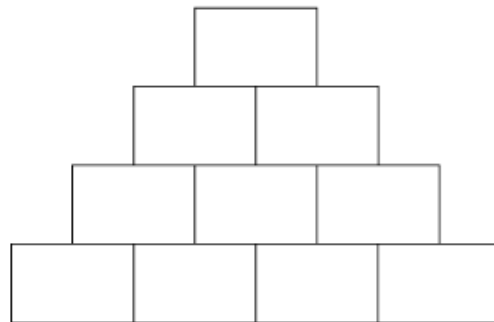
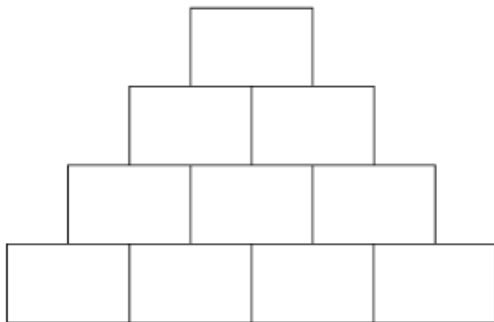
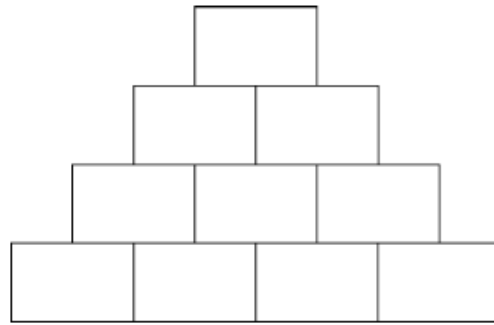
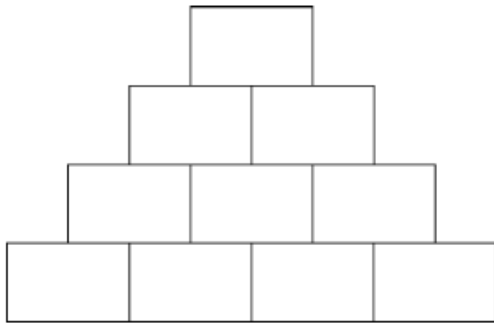
Website: [www.babcockldp.co.uk/improving-schools-settings/mathematics](http://www.babcockldp.co.uk/improving-schools-settings/mathematics)

Tweet pictures of work referencing @BabcockLDPmaths with the hashtag #BabcockMathsAtHome



Email: [LDP-SchoolImprovementTeam@babcockinternational.com](mailto:LDP-SchoolImprovementTeam@babcockinternational.com)  
Website: [www.babcockldp.co.uk/improving-schools-settings/mathematics](http://www.babcockldp.co.uk/improving-schools-settings/mathematics)

Tweet pictures of work referencing @BabcockLDPmaths with the hashtag #BabcockMathsAtHome



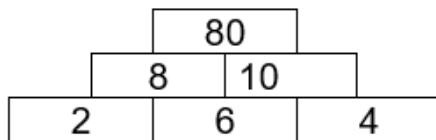
Email: [LDP-SchoolImprovementTeam@babcockinternational.com](mailto:LDP-SchoolImprovementTeam@babcockinternational.com)  
Website: [www.babcockldp.co.uk/improving-schools-settings/mathematics](http://www.babcockldp.co.uk/improving-schools-settings/mathematics)

Tweet pictures of work referencing @BabcockLDPmaths with the hashtag #BabcockMathsAtHome

## Number Pyramids Revisited Y5/6

### Multiplicative and Additive Reasoning

#### Day 1



- Look at this pyramid. Can you work out how the numbers in the middle layer and top are found starting from the bottom layer?
- You can rearrange the numbers 2, 6 and 4 in the bottom layer, for example 4 2 6, to make a different pyramid. Using the numbers 2, 6 and 4 in the bottom layer, how many different pyramids can you make? How do you know that you have found them all?
- What do you notice about the numbers at the top of each pyramid, are they odd or even?
- Now use these three digits: 5, 3, 7
- How many different pyramids can you make?
- How many different numbers appear at the top of these pyramids? Are these numbers odd or even? Why does this happen?
- What do you notice about the top numbers in all of your pyramids today?
- Can you choose three numbers that make a set of pyramids all with even numbers at the top? And another ... and another...
- Explain to someone else, or write down, how to choose the bottom numbers so that you get a set of pyramids all with even numbers at the top.

#### **Notes for adults working with groups of children**

- Putting numbers on post its/pieces of paper allows children to rearrange numbers easily

Email: [LDP-SchoolImprovementTeam@babcockinternational.com](mailto:LDP-SchoolImprovementTeam@babcockinternational.com)

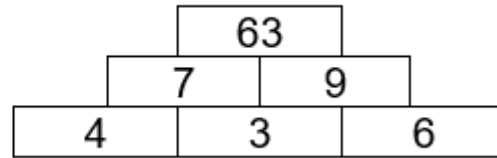
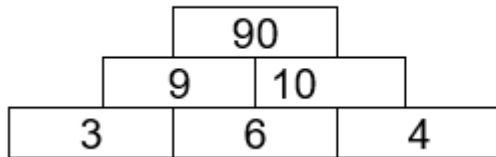
Website: [www.babcockldp.co.uk/improving-schools-settings/mathematics](http://www.babcockldp.co.uk/improving-schools-settings/mathematics)

Tweet pictures of work referencing @BabcockLDPmaths with the hashtag #BabcockMathsAtHome

## Number Pyramids Revisited Y5/6

### Multiplicative and Additive Reasoning

#### Day 2



- Look at these pyramids. What do you notice?
- Rearrange the numbers 3, 6 and 4 in the bottom layer, so that you have a set of 6 different pyramids.
- What do you notice about the numbers at the top of these pyramids?
- Choose three numbers and make another set of six pyramids so that you have both odd and even numbers at the top. Do this again...and again...
- Explain to someone else, or write down, how to choose the bottom numbers so that you get a set of pyramids with both even and odd numbers at the top.

#### ***Notes for adults working with groups of children***

- Putting numbers on post its/pieces of paper allows children to rearrange numbers easily

Email: [LDP-SchoolImprovementTeam@babcockinternational.com](mailto:LDP-SchoolImprovementTeam@babcockinternational.com)

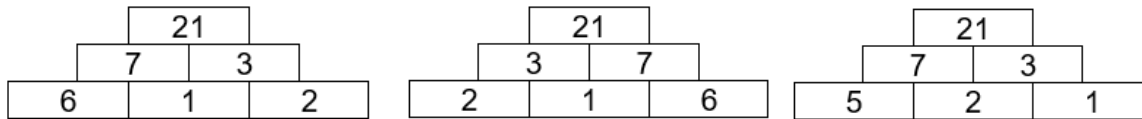
Website: [www.babcockldp.co.uk/improving-schools-settings/mathematics](http://www.babcockldp.co.uk/improving-schools-settings/mathematics)

Tweet pictures of work referencing @BabcockLDPmaths with the hashtag #BabcockMathsAtHome

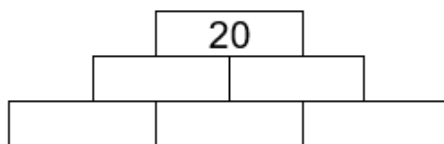
## Number Pyramids Revisited Y5/6

### Multiplicative and Additive Reasoning

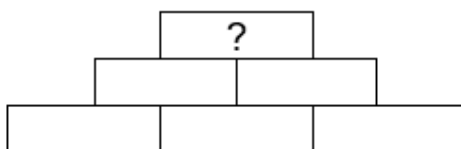
#### Day 3



- Look at these pyramids; they all have 21 at the top but the bottom layers are not always the same numbers. Can you make other pyramids with 21 at the top?
- How many different pyramids can be made with 21 at the top?



- How many different pyramids can be made with 20 at the top?
- Which number at the top produces more pyramids, 20 or 21? Why?



- Choose a number to go at the top to give to someone else so that they can produce even more pyramids than you did for 20.
- Explain to them, or write down, why you chose this number.

#### Notes for adults working with groups of children

- Putting numbers on post its/pieces of paper allows children to rearrange numbers easily

Email: [LDP-SchoolImprovementTeam@babcockinternational.com](mailto:LDP-SchoolImprovementTeam@babcockinternational.com)

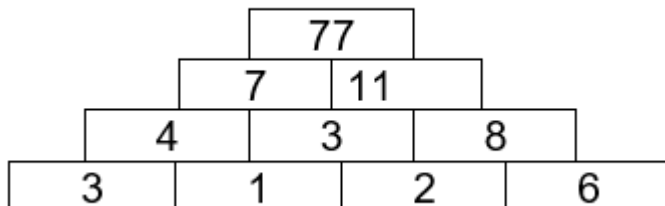
Website: [www.babcockldp.co.uk/improving-schools-settings/mathematics](http://www.babcockldp.co.uk/improving-schools-settings/mathematics)

Tweet pictures of work referencing @BabcockLDPmaths with the hashtag #BabcockMathsAtHome

## Number Pyramids Revisited Y5/6

### Multiplicative and Additive Reasoning

#### Day 4



- Look at this pyramid. Can you work out how the numbers in the middle layers and top are found starting from the bottom layer?
- How can you rearrange the numbers in the bottom layer to get the largest number at the top? What about the smallest number?
- What do you notice about the centre numbers of the bottom layer?
- Choose any four of your own numbers for the bottom layer and make a pyramid. Using the same numbers make another pyramid... and another ... and another...
- Explain to someone else, or write down, how to arrange a set of four numbers in the bottom layer in order to get the smallest number at the top. Now explain how to get the largest number at the top.

#### ***Notes for adults working with groups of children***

- Putting numbers on post its/pieces of paper allows children to rearrange numbers easily

Email: [LDP-SchoolImprovementTeam@babcockinternational.com](mailto:LDP-SchoolImprovementTeam@babcockinternational.com)

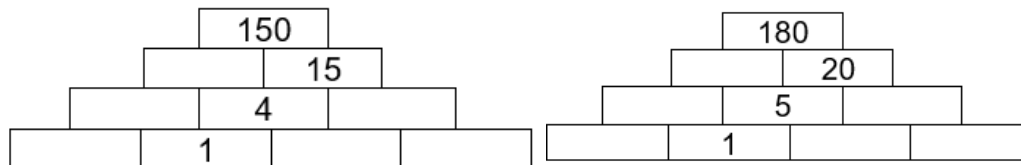
Website: [www.babcockldp.co.uk/improving-schools-settings/mathematics](http://www.babcockldp.co.uk/improving-schools-settings/mathematics)

**Tweet pictures of work referencing @BabcockLDPmaths with the hashtag #BabcockMathsAtHome**

## Number Pyramids Revisited Y5/6

### Multiplicative and Additive Reasoning

#### Day 5



- Look at these pyramids. Fill in the missing numbers. Where is a good place to start?
- What do you notice?
- Create your own missing number pyramid for someone else to solve.

#### *Notes for adults working with groups of children*

- Putting numbers on post its/pieces of paper allows children to rearrange numbers easily

Email: [LDP-SchoolImprovementTeam@babcockinternational.com](mailto:LDP-SchoolImprovementTeam@babcockinternational.com)

Website: [www.babcockldp.co.uk/improving-schools-settings/mathematics](http://www.babcockldp.co.uk/improving-schools-settings/mathematics)

Tweet pictures of work referencing @BabcockLDPmaths with the hashtag #BabcockMathsAtHome