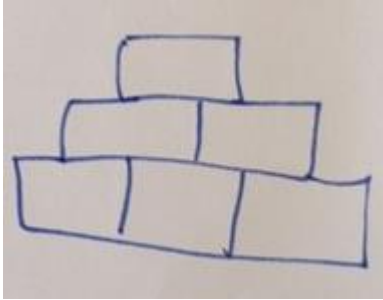


Number Pyramids Week – Additive Reasoning Y5/6

You will need this for the week:

- Paper and pencil
- Printed sheet of pyramids or pyramids drawn on paper for each day

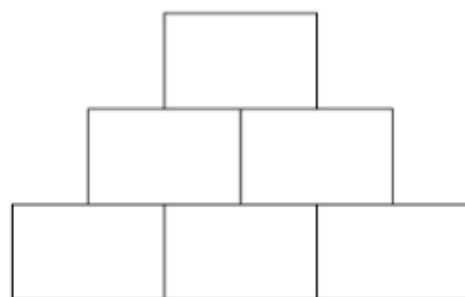
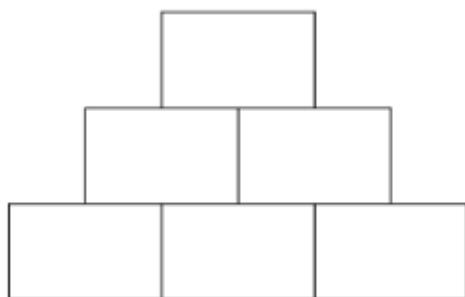
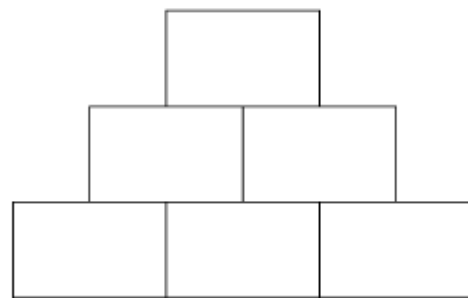
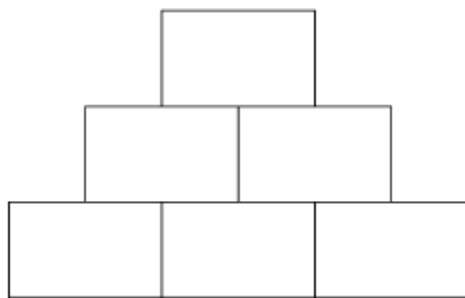
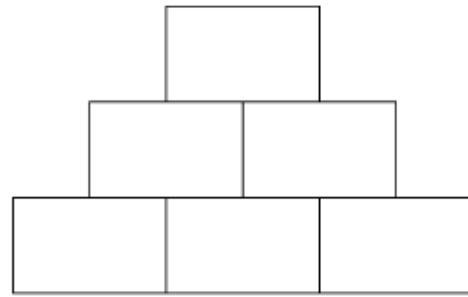
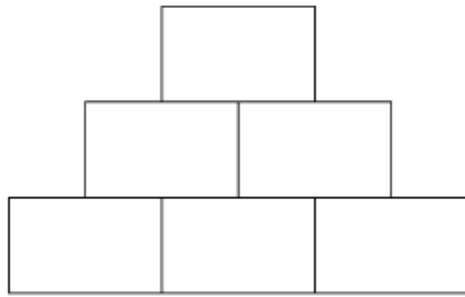
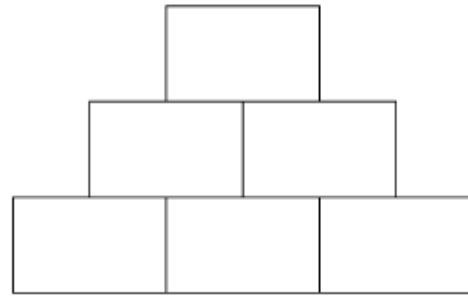
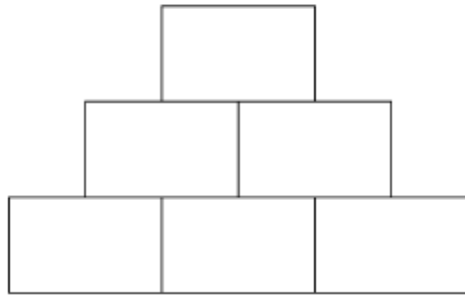


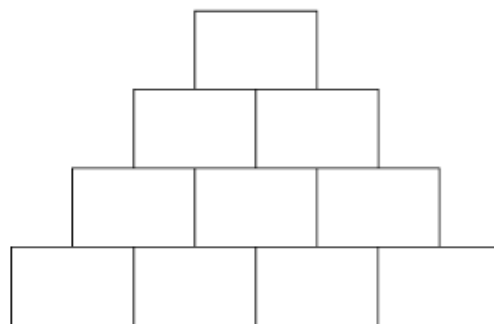
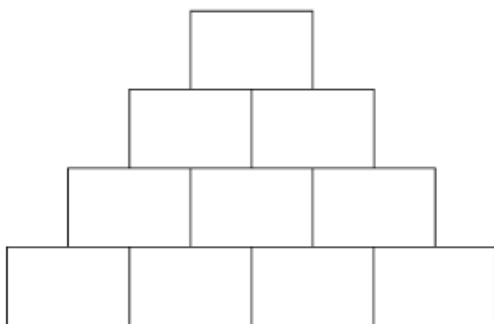
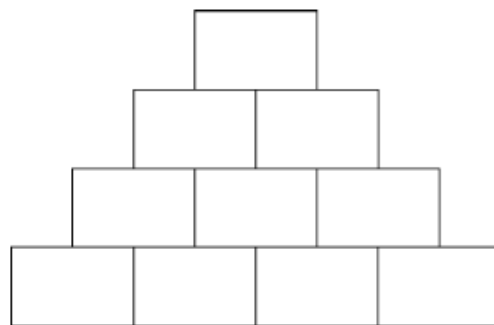
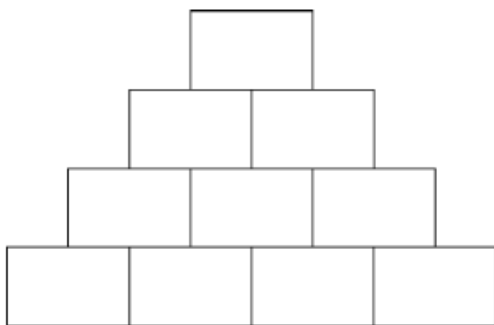
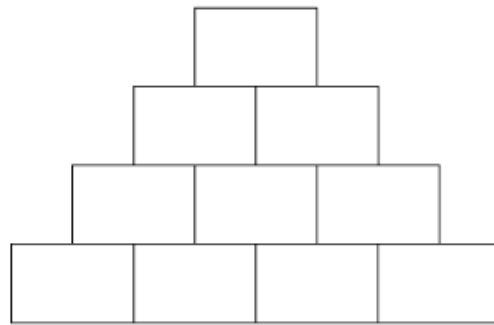
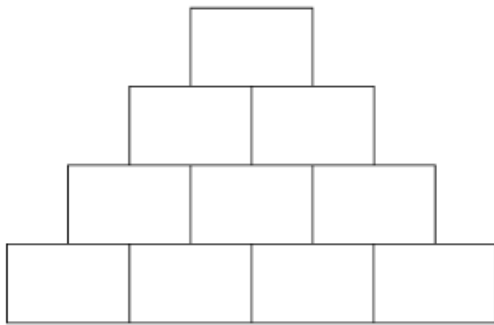
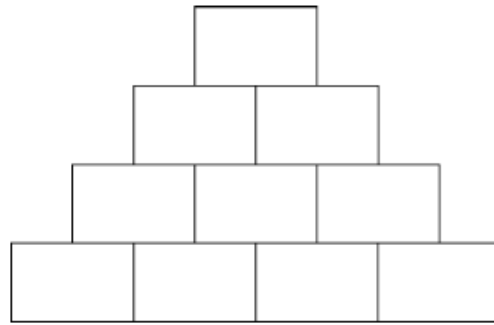
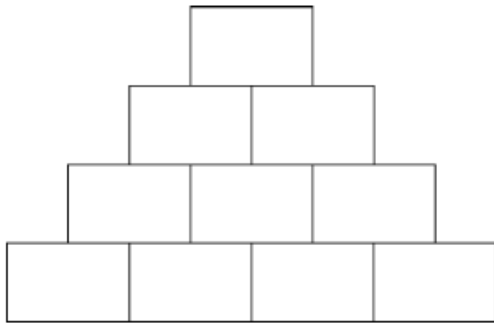
- To keep your pyramids as you work through the week

Email: LDP-SchoolImprovementTeam@babcockinternational.com

Website: www.babcockldp.co.uk/improving-schools-settings/mathematics

Tweet pictures of work referencing @BabcockLDPmaths with the hashtag #BabcockMathsAtHome



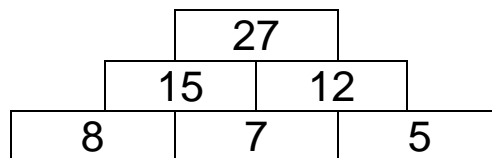


Email: LDP-SchoolImprovementTeam@babcockinternational.com
Website: www.babcockldp.co.uk/improving-schools-settings/mathematics

Tweet pictures of work referencing @BabcockLDPmaths with the hashtag #BabcockMathsAtHome

Number Pyramids Week – Additive Reasoning Y5/6

Day 1



- Look at this pyramid. Can you work out how the numbers in the middle layer and top are found using the bottom layer?
- You can rearrange the numbers 8, 7 and 5 in the bottom layer - for example 7, 8, 5 - to make a different pyramid. Using the numbers 8, 7 and 5 in the bottom layer, how many different pyramids can you make? How do you know that you have found them all?
- What do you notice about the numbers at the top of each pyramid?
- How do you get the smallest/largest number at the top? What do you notice about the centre number of the bottom layer?
- Choose any three of your own numbers for the bottom layer and make a pyramid. Using the same numbers make another pyramid... and another ... and another...
- Explain to someone else how to always get the smallest/largest number at the top.

Notes for adults working with groups of children

- *Putting numbers on post its/pieces of paper allows children to rearrange numbers easily*

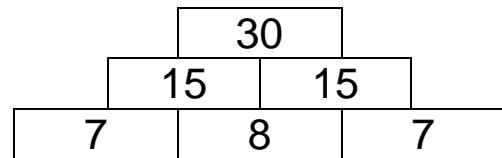
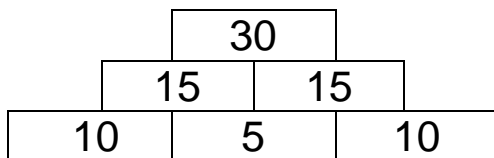
Email: LDP-SchoolImprovementTeam@babcockinternational.com

Website: www.babcockldp.co.uk/improving-schools-settings/mathematics

Tweet pictures of work referencing @BabcockLDPmaths with the hashtag #BabcockMathsAtHome

Number Pyramids Week – Additive Reasoning Y5/6

Day 2



- Look at these pyramids. What do you notice?
- They are symmetrical.
- Can you make another symmetrical pyramid with 30 at the top?
And another ... and another... and another...
- Can you make a symmetrical pyramid with 28 at the top? And another ... and another... and another...
- Can you make a symmetrical pyramid with 29 at the top?
- Can you write a rule about how to make a symmetrical pyramid?

Notes for adults working with groups of children

- *Putting numbers on post its/pieces of paper allows children to rearrange numbers easily*

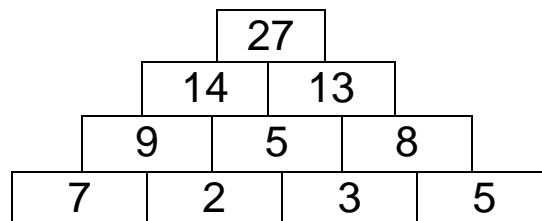
Email: LDP-SchoolImprovementTeam@babcockinternational.com

Website: www.babcockldp.co.uk/improving-schools-settings/mathematics

Tweet pictures of work referencing @BabcockLDPmaths with the hashtag #BabcockMathsAtHome

Number Pyramids Week – Additive Reasoning Y5/6

Day 3



- Look at this pyramid.
- How can you rearrange the numbers in the bottom layer to get the largest/smallest number at the top? What do you notice about the centre numbers of the bottom layer?
- Choose any four of your own numbers for the bottom layer and make a pyramid. Using the same numbers make another pyramid... and another ... and another...
- Explain to someone else how to always get the smallest/largest number at the top.

Notes for adults working with groups of children

- *Putting numbers on post its/pieces of paper allows children to rearrange numbers easily*

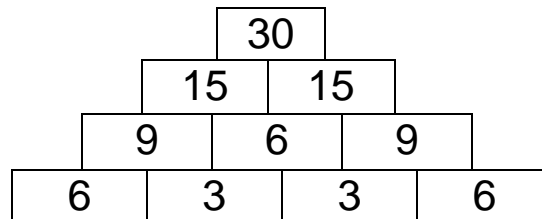
Email: LDP-SchoolImprovementTeam@babcockinternational.com

Website: www.babcockldp.co.uk/improving-schools-settings/mathematics

Tweet pictures of work referencing @BabcockLDPmaths with the hashtag #BabcockMathsAtHome

Number Pyramids Week – Additive Reasoning Y5/6

Day 4



- Look at this pyramid
- What do you notice?
- Can you make another symmetrical pyramid with 30 at the top?
And another ... and another... and another...
- Can you make a symmetrical pyramid with 28 at the top? And another ... and another... and another...
- Can you make a symmetrical pyramid with 29 at the top?
- Can you write a rule about how to make a symmetrical pyramid?

Notes for adults working with groups of children

- *Putting numbers on post its/pieces of paper allows children to rearrange numbers easily*

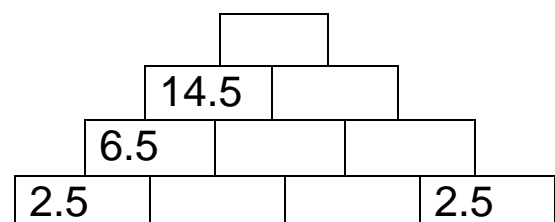
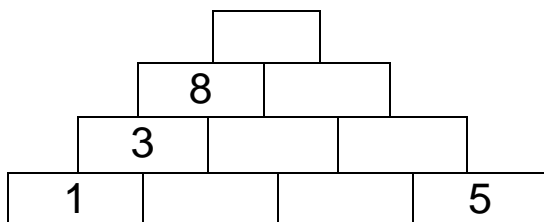
Email: LDP-SchoolImprovementTeam@babcockinternational.com

Website: www.babcockldp.co.uk/improving-schools-settings/mathematics

Tweet pictures of work referencing @BabcockLDPmaths with the hashtag #BabcockMathsAtHome

Number Pyramids Week – Additive Reasoning Y5/6

Day 5



- Look at these pyramids. Fill in the missing numbers. Where is the best place to start?
- What do you notice?
- Create your own missing number pyramid for someone else to solve.

Notes for adults working with groups of children

- *Putting numbers on post its/pieces of paper allows children to rearrange numbers easily*

Email: LDP-SchoolImprovementTeam@babcockinternational.com

Website: www.babcockldp.co.uk/improving-schools-settings/mathematics

Tweet pictures of work referencing @BabcockLDPmaths with the hashtag #BabcockMathsAtHome