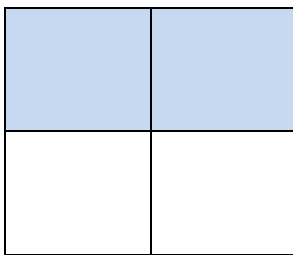
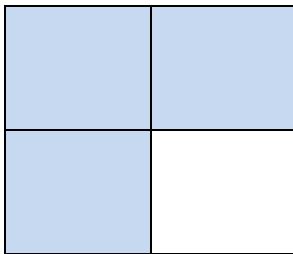


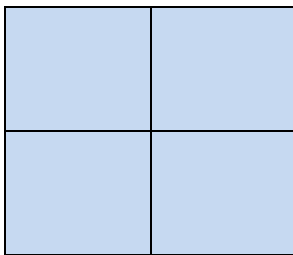
$$\frac{1}{4}$$



$$\frac{2}{4}$$



$$\frac{3}{4}$$



$$\frac{4}{4}$$

**1**

**a whole**

**a quarter**

**two quarters**

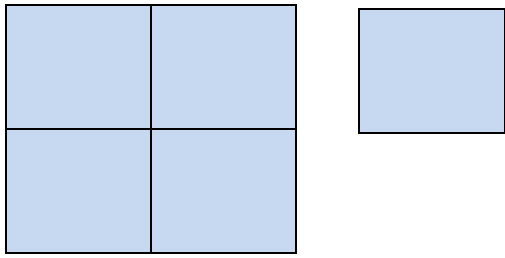
**three quarters**

**four quarters**

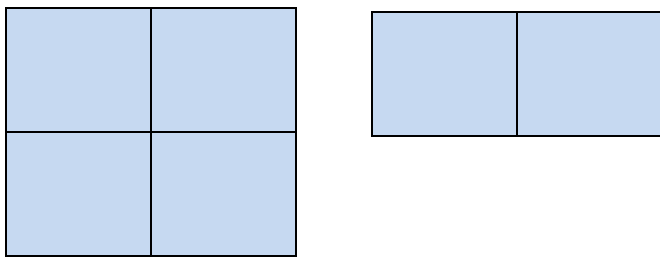
**qua\_ter**

**qu\_rt\_r**

**q\_a\_te\_**



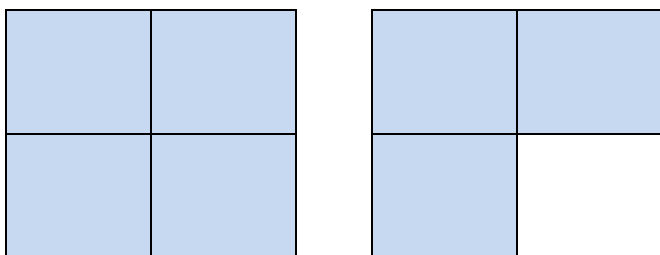
$$1\frac{1}{4}$$



**one whole  
and a quarter**

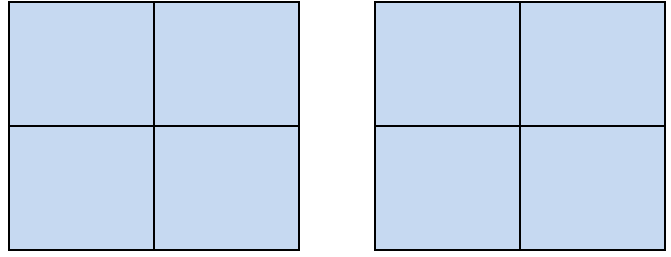
$$1\frac{2}{4}$$

**one whole  
and  
two quarters**



$$1\frac{3}{4}$$

one whole and  
 three quarters



**2 wholes**

$$\frac{4}{4} + \frac{4}{4}$$

quar\_e\_

\_ \_a\_t\_r

wh\_le

w\_ol\_

## Teaching notes and ideas:

**Subject :** Maths

**Name of resource:** Fractions

**Topic:** Quarter

**Age group:** ESOL/ EAL - KS2 & KS3 students

**Language level:** beginner & intermediate

**Game aims:** to familiarise EAL / ESOL learners with fractions (quarters) and the appropriate vocabulary.

**Playing suggestions:**

1. Print the pages, laminate them and cut the cards out.
2. Select the **figures and fractions for a first game**. Ask students to match the figures with corresponding fractions. (If you share the same language with the students, make them explain to you what they are doing, so that you could assess students' vocabulary knowledge in own language). Tell them the English words for each fraction and ask them to repeat (drilling).
3. **Second** part of the **game**: select the **fractions and the words** and ask students to match them.
4. **Third** part of the **game**: ask students to match **figures with fractions and words**.
5. Practise the spelling of 'quarter' and 'whole' on the laminated cards with missing letters. Preferably, use a coloured whiteboard marker. (we all like colours and they definitely make learning more enjoyable).
6. Have the children play the game for 5-10 minutes every ESOL/EAL session. When you think they are familiar with the cards, use the cards for a memory game in which students have to match 2 or 3 cards.

You have complete freedom to decide what to focus on more: language/spelling or maths.

**For language/spelling** have students play either with **fractions and their names** or **figures and the names**.

**For Maths**, have students play with **figures and fractions only**.

**Target vocabulary :** *quarter, whol.*

**Types of interaction:** 1:1, individual, pair work in a group or whole class setting.

**Duration:** 10-15 minutes

**Follow-up activity :** students can think of bigger numbers ( e.g: 4 whole and 3 quarters) which they can write both as a fraction and words.

Good luck!